


Configurazione mail su Linux Mail

Su ogni configurazione tenere presente soprattutto questi parametri:

- sia POP3 che SMTP vanno configurati uguali con **mail.nomedominio.xxx**
- La Porta **SMTP** è **25** – la Porta **POP3** è **110**
- Spuntare** sempre dove leggete “autenticazione del server necessaria”.. o simile

Receiving Mail

Please enter information about your incoming mail server below. If you are not sure, ask your system administrator or Internet Service Provider.

Server Type: 

Description: For connecting to and downloading mail from POP servers.

Configuration

Host:

Username:


Use secure connection (SSL):

Authentication

Authentication type:


Remember this password

Note: you will not be prompted for a password until you connect for the first time



Welcome to Evolution. The next few screens will allow Evolution to connect to your email accounts, and to import files from other applications.

Please click the "Forward" button to continue.



Identity



Please enter your name and email address below. The "optional" fields below do not need to be filled in, unless you wish to include this information in email you send.

Required Information	
Full name:	<input type="text" value="webmaster"/>
Email address:	<input type="text" value="webmaster@miodominio.com"/>
Optional Information	
Reply-To:	<input type="text" value="webmaster@miodominio.com"/>
Organization:	<input type="text" value="miodominio"/>

Receiving Mail

Server Type:

Description:

- IMAP
- POP**
- Local delivery
- MH-format mail directories
- Maildir-format mail directories
- Standard Unix mbox spool or directory

Receiving Mail



Please select among the following options

Checking for New Mail
<input type="checkbox"/> Automatically check for new mail every <input type="text" value="10"/> minute(s)
Message storage
<input type="checkbox"/> Leave messages on server
<input type="checkbox"/> Disable support for all POP3 extensions

Sending Mail



Please enter information about the way you will send mail. If you are not sure, ask your system administrator or Internet Service Provider.

Server Type: SMTP

Description: For delivering mail by connecting to a remote mailhub using SMTP.

Server Configuration

Host: mail.nomedominio.com

Use secure connection (SSL): Never

Server requires authentication

Authentication

Authentication Type: PLAIN

[Check for supported types](#)

Username: webmaster@nomedominio.com

Remember this password

Cancel

Back

Forward

Account Management



You are almost done with the mail configuration process. The identity, incoming mail server and outgoing mail transport method which you provided will be grouped together to make an Evolution mail account. Please enter a name for this account in the space below. This name will be used for display purposes only.

Account Information

Type the name by which you would like to refer to this account.
For example: "Work" or "Personal"

Name: webmaster@miodominio.com

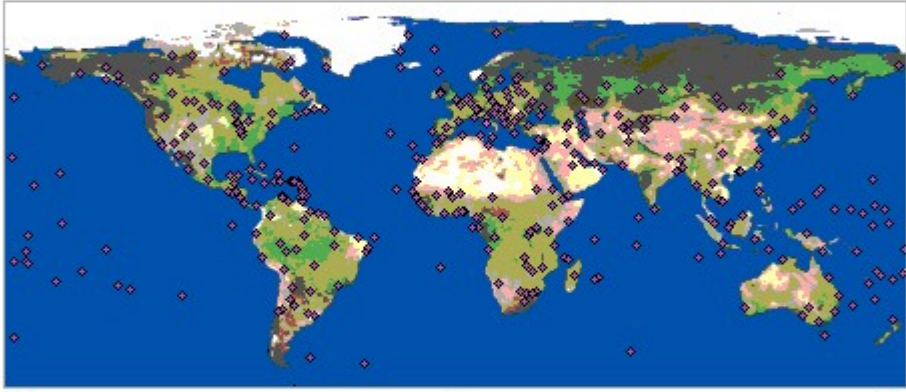
Make this my default account

Timezone



Use the left mouse button to zoom in on an area of the map and select a time zone.
Use the right mouse button to zoom out.

Time Zones



Selection: Europe/Rome

The image shows a software interface for selecting a time zone. At the top, the text "Time Zones" is displayed. Below it is a world map with numerous small red diamond markers scattered across the continents, representing different time zones. The map is contained within a window with scrollbars on the right and bottom. Below the map is a text input field containing the text "Europe/Rome". A red arrow points from the right side of this field down towards the "Forward" button in the control bar below.

Cancel

Back

Forward

Done

You have successfully entered all of the information needed to set up Evolution.

Click the "Apply" button to save your settings.



 <u>C</u> ancel	 <u>B</u> ack	 <u>A</u> pply
--	--	---